



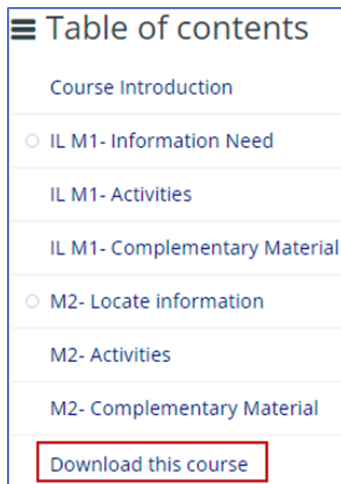
HOW EXPORT AND IMPORT COURSES

Content

- | | |
|--|---|
| 1. How to download a course | 1 |
| 2. Reuse downloaded content | 2 |
| 3. Request a backup copy of a course to add it to another Moodle | 3 |

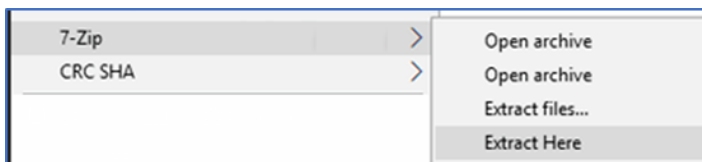
1. How to download a course

From the Content index (left side menu) on all the pages of the course: select "Download course".



Once clicked, a ZIP file will be downloaded.  CiL_1669026523.zip

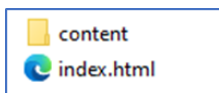
Go to the folder and right-click on it to unzip the files:



We will have the folder with the extracted files:

_course	21/11/2022 11:29
Label_____..._3965	21/11/2022 11:29
overviewfiles	21/11/2022 11:29
Page_CIL_M1_-_Activities_4262	21/11/2022 11:29
Page_CIL_M1_-_Apply_critical_..._3967	21/11/2022 11:29
Page_CIL_M1_-_Complementary_M..._39...	21/11/2022 11:29
Page_CIL_M2_-_Activities_4263	21/11/2022 11:29
Page_CIL_M2_-_Complementary_M..._42...	21/11/2022 11:29
Page_CIL_M2_-_Misinformation_f..._3969	21/11/2022 11:29
Page_CIL_M3_-_Activities_4268	21/11/2022 11:29
Page_CIL_M3_-_Complementary_M..._42...	21/11/2022 11:29
Page_CIL_M3_-_Ethical_and_soc..._4265	21/11/2022 11:29
Page_CIL_M4_-_Activities_4269	21/11/2022 11:29
Page_CIL_M4_-_Complementary_M..._42...	21/11/2022 11:29
Page_CIL_M4_-_Promotion_of_eq..._4266	21/11/2022 11:29
Page_CIL_M5_-_Activities_4270	21/11/2022 11:29
Page_CIL_M5_-_Complementary_M..._42...	21/11/2022 11:29
Page_CIL_M5_-_Cultural_divers..._4267	21/11/2022 11:29
Page_CIL_M6_-_Activities_4529	21/11/2022 11:29
Page_CIL_M6_-_Complementary_M..._45...	21/11/2022 11:29
Page_CIL_M6_-_Information_soc..._4528	21/11/2022 11:29
Page_Critical_Information_Lit..._3966	21/11/2022 11:29
Page_Download_this_course_3976	21/11/2022 11:29
shared	21/11/2022 11:29
about.html	21/11/2022 11:28
index.html	21/11/2022 11:28

In each folder of each page we will see the html page and a "content" folder with the documents of that section (pdf, doc, images, h5p).



If we click on the content folder, we will see the files:

- Critical_Liretacy_logo.jpg
- Ejercicios_L1_EN.pdf
- Ejercicios_L1_key_EN.pdf
- Ejercicios_L4_EN.pdf
- Ejercicios_L4_key_EN.pdf
- Ejercicios_L5_EN_bis.pdf
- Ejercicios_L5_key_EN.pdf
- Ejercicios_L6_EN.pdf

2. Reuse downloaded content

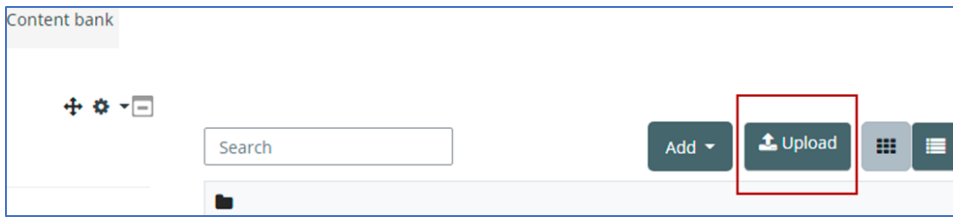
This content (html, pdf, images, etc) can be uploaded to any platform.

The h5p activity files can be used on compatible platforms.

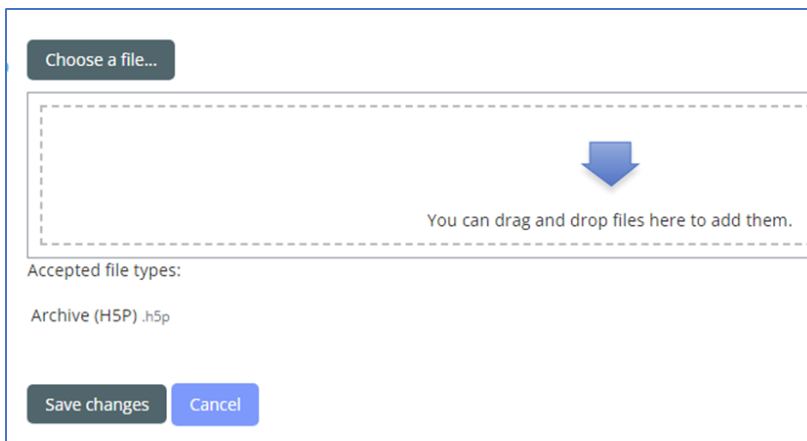
They can be uploaded to h5p.org (account creation required and free). More information: <https://h5p.org/documentation/for-authors/import-and-export#upload>

Or reuse it in Moodle adding the h5p files in the Content Bank of a course.

Go to the Content Bank of the course where you want to add the H5P activity and select "Upload":



The screen for adding the file will open:

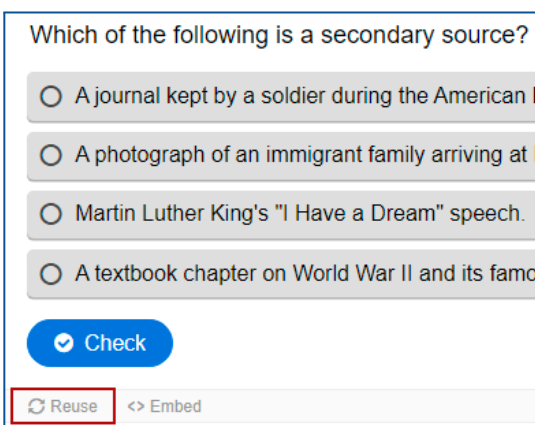


Select the h5p files you want to upload. Click on "Save changes".

3. Request a backup copy of a course to add it to another Moodle

If you want to download the complete content of a course to add it to another Moodle you can request a backup of the course. Please contact educability@uc3m.es.

Note: H5P activities are not restored. To download the h5p activities you must download them using the "reuse" button on each activity:



Once downloaded, follow the instructions given in the previous point.